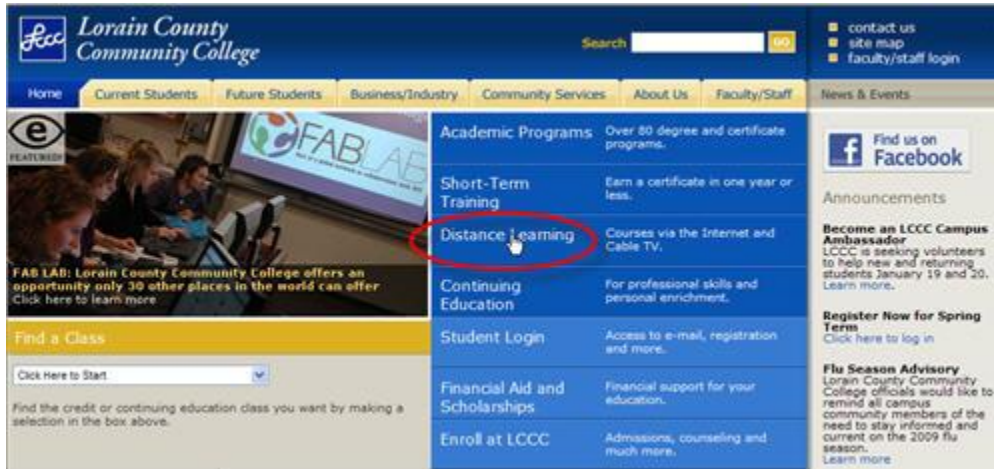


How to Access Video on Demand (VOD) from Off-Campus

Interactive TV classes are now available from off-campus via Video on Demand. **To view the videos you must on a PC, you must use Internet Explorer; on a Mac, you must use Safari.** (Videos will not work properly using Firefox.)

Go to the LCCC homepage: <http://www.lorainccc.edu>
Click on “Distance Learning”



From the navigation on the left, click on “Interactive (Cable TV) Courses”



Click on the “LCCC Video on Demand System Link”.

Copyright Information	<p>watching your TV or your computer. When watching the TV class during the live broadcast, there is immediate contact with the instructor via telephone. However, many students record these classes and view them later at their convenience.</p> <p>Video on Demand for Interactive Courses:</p> <p>Interactive TV classes are now available in your home via Video on Demand. Click the link below (LCCC Video on Demand System) and log in using the following username and password. (Username and Password are case sensitive and must be typed exactly as shown.)</p> <p>Username: voduser</p> <p>Password: Pa\$\$word</p> <p>To view the videos on a PC, you must use Internet Explorer; on a Mac, you must use Safari. (Videos will not work properly using Firefox.)</p> <p>To view Video on Demand on the LCCC campus, please use computers in the College Library. Students cannot view Video on Demand using the LCCC campus wireless network.</p> <p>Click here for LCCC Video on Demand System</p> <p>Click here to view step-by-step directions for accessing Video on Demand from off-campus.</p> <p>The LCCC Cable Channel:</p>	Interactive Classes
Distance Learning Course Schedule		Click to view video
Faculty ANGEL Updates		
Faculty Training for ANGEL		
Frequently Asked Questions		
How to Use ANGEL for Your Course		
Interactive (Cable TV) Courses		
Podcasts of Lectures		
Report a Problem with ANGEL		
Testing Center Hours		
Welcome to Distance Learning at LCCC		

To log in, you must type in the following Username and Password which are case sensitive. (Please note the dollar signs and the capital “P” in the Password.)

- Username: voduser
- Password: Pa\$\$word

Be sure to Bookmark the “System Login” page. This will save you time when you continue to access the VOD in the future.

Lorain County Community College


Help

System Login:

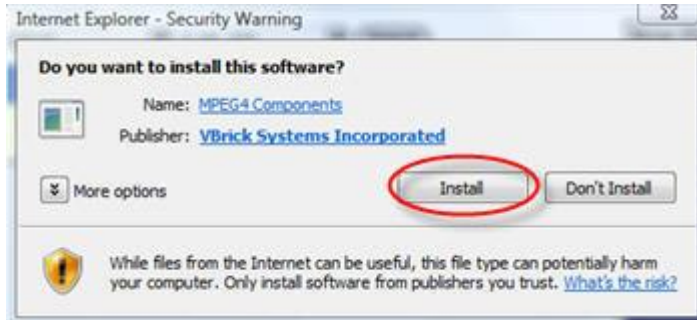
User Name

Password

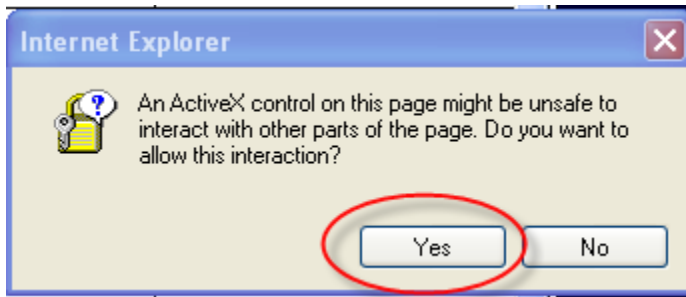
Login



The first time that you log in, you may receive a prompt asking you if you want to install software to access the LCCC “VBrick System”. You **must** “Install” the software to access the videos.



You may also be asked to allow the ActiveX control. You must click “Yes”.



When the LCCC Video On Demand opens, click on “Media Library”.



Select "Filter by Folder" .



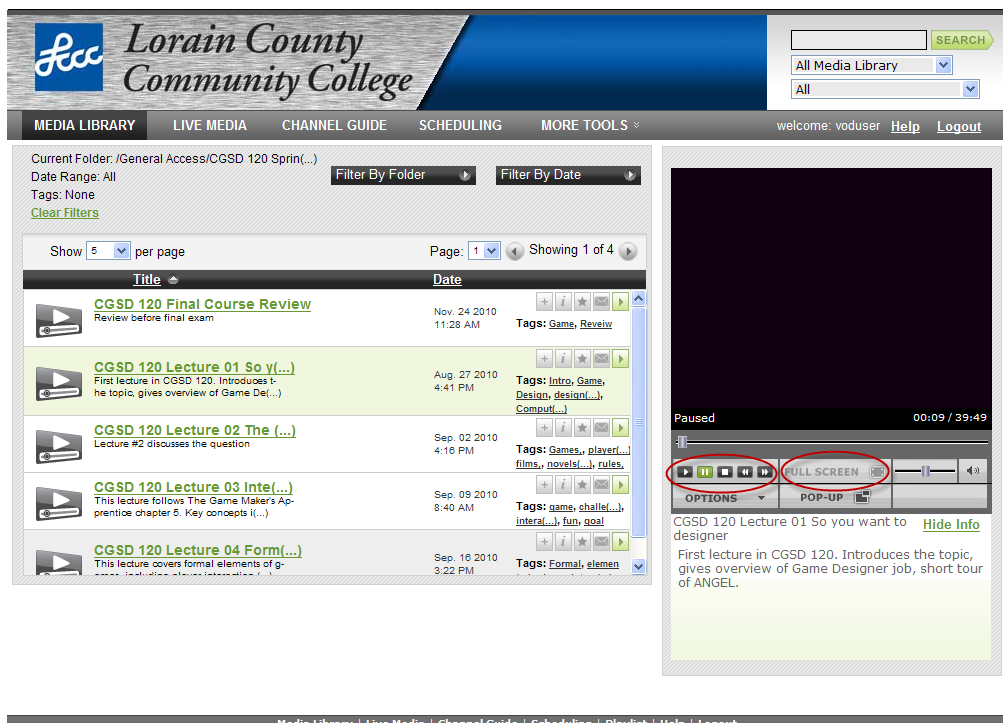
Each Interactive (Cable TV) class has a separate folder. Select your class by scrolling down the "Filter by Folder" option.



In the class you selected, you will see a list of lectures. The title includes the course, instructor, and date of the lecture. Click on the date of the lecture that you want to view.



The video should now begin to play. Under the video you can use the controls to “Play”, “Pause”, “Stop”, “Rewind”, and “Fast Forward”. To view the video full screen, click on “Full Screen.” When you want to return to the smaller screen, click “Escape” on your keyboard.



When you have finished viewing the video, be sure to use the “Logout” link at the bottom of the screen.

The screenshot displays the Lorain County Community College Media Library interface. At the top left is the college logo and name. A search bar is located at the top right. Below the header is a navigation menu with options: MEDIA LIBRARY, LIVE MEDIA, CHANNEL GUIDE, SCHEDULING, and MORE TOOLS. The user is logged in as 'voduser'. The main content area shows a list of video lectures for the 'CGSD 120 Spring' folder. The list includes:

- CGSD 120 Final Course Review** (Nov. 24 2010, 11:28 AM) - Tags: Game, Review
- CGSD 120 Lecture 01 So y(...)** (Aug. 27 2010, 4:41 PM) - Tags: Intro, Game, Design, design(...), Comput(...)
- CGSD 120 Lecture 02 The (...)** (Sep. 02 2010, 4:16 PM) - Tags: Games, player(...), films, novels(...), rules
- CGSD 120 Lecture 03 Inte(...)** (Sep. 09 2010, 8:40 AM) - Tags: game, challe(...), inter(...), fun, goal
- CGSD 120 Lecture 04 Form(...)** (Sep. 16 2010, 3:22 PM) - Tags: Formal, elemen

On the right side, a video player is shown with a 'Stopped' status and a progress bar at 00:00 / 39:49. Below the player, the video title and description are visible: 'CGSD 120 Lecture 01 So you want to Hide Info designer. First lecture in CGSD 120. Introduces the topic, gives overview of Game Designer job, short tour of ANGEL.'

At the bottom of the page, a navigation bar contains links for Media Library, Live Media, Channel Guide, Scheduling, Playlist, Help, and Logout. The 'Logout' link is circled in red.