

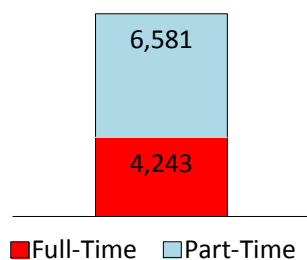
Lorain County Community College

Elyria, OH (440) 366-5222

Student Characteristics - Fall 2007

TOTAL ENROLLMENT 10,824

Enrollment Status



STUDENT PROFILE

Student Level

Undergraduate	9,475	88%
High School (Dual Enrolled)	1,349	12%

Gender

Women	6,935	64%
Men	3,889	36%

Race/Ethnicity

White, non-Hispanic	8,750	81%
Black, non-Hispanic	819	8%
Hispanic	716	7%
Asian or Pacific Islander	142	1%
American Indian / Alaskan Native	75	1%
Non-Resident Alien / Race Unknown	322	3%

Geographic Distribution

Ohio	99%
Other US States and Territories	1%
Other Countries	1%

Age

Average Age	26
Percent of Students Age 25 or Older	40%

Undergraduate Success and Progress Rate

First-Time, Full-Time, Degree-Seeking Students Starting in Fall 2002 878

3 Years Later 61%

- Percent that Graduated from an Ohio Public Institution 13%
- Percent Still Enrolled at Same Institution 40%
- Percent that Transferred to another Ohio Institution 8%

6 Years Later 49%

- Percent that Graduated from an Ohio Public Institution 33%
- Percent Still Enrolled at Same Institution 11%
- Percent that Transferred to another Ohio Institution 5%

First-Time, Part-Time, Degree-Seeking Students Starting in Fall 2002 419

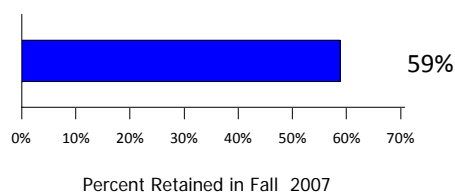
3 Years Later 42%

- Percent that Graduated from an Ohio Public Institution 2%
- Percent Still Enrolled at Same Institution 34%
- Percent that Transferred to another Ohio Institution 6%

6 Years Later 28%

- Percent that Graduated from an Ohio Public Institution 13%
- Percent Still Enrolled at Same Institution 12%
- Percent that Transferred to another Ohio Institution 4%

Retention of Fall 2006 First-Time, Full-Time, Degree-Seeking Students



Board of Regents

Ted Strickland, Governor
Eric D. Fingerhut, Chancellor

July, 2009

Tuition and Financial Aid

Annual FY 2009 tuition and fees (sticker price) for in-state, undergraduate students before financial aid was \$2,400. The cost to attend Lorain County Community College varies based on the individual circumstances of students and may be reduced through grants and scholarships.

Financial Aid Awarded to Students

Overall Financial Aid

- 53% of first-time, full-time, degree-seeking students in 2007-08 received financial aid of some type including need-based grants and loans, work-study, and non need-based scholarships.

Federal Financial Aid

- 34% of first-time, full-time, degree-seeking students in 2007-08 received a federal grant. The average grant for the year was \$2,549.

Institutional Aid

- 12% of first-time, full-time, degree-seeking students in 2007-08 received an institutional grant. The average grant for the year was \$2,109.

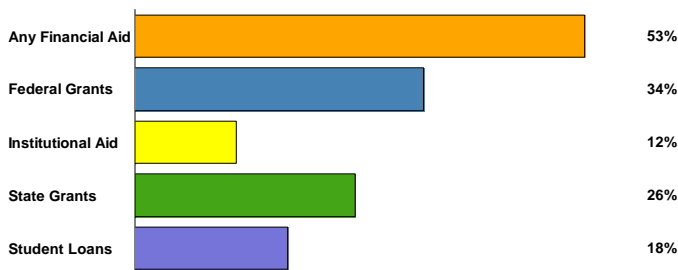
State Financial Aid

- 26% of first-time, full-time, degree-seeking students in 2007-08 received a federal grant. The average grant for the year was \$1,457.

Federal Loans

- 18% of first-time, full-time, degree-seeking students in 2007-08 received a federal loan. The average loan amount for the year was \$2,549.

Percent of First-Time Students in FY 2007 Receiving Each Type of Financial Aid.



NOTE: Students may receive aid from more than one source.

Degrees and Areas of Study

Degrees Awarded at Lorain County Community College in FY 2007-08

	All Students	First-Generation College	Minority
Associate Degrees	976	411	85
Certificates	115	60	20
Total	1,091	471	105

Areas of Study with the Largest Number of Associate Degrees Awarded in 2007-08

Arts & Humanities	37%
Health	33%
Business	15%
Engineering	6%
Natural Science & Mathematics	2%
All Other Degree Areas	8%
	100%

Study at Lorain County Community College

Classroom Environment

% of Classes with Fewer than 30 Students	77%
% of Classes with Fewer than 50 Students	94%
Students Engaged in Internships/Co-Op/Field Experience	1,245

Full-Time Instructional Faculty

Total Faculty	124
% Women	57%
% from Minority Groups	9%
% with Master's Degree or Higher	90%

Post-Graduation Outcomes of Spring 2007 Associate Degree Graduates

- Employment in Ohio in 4th Quarter 2007
- College Enrollment in Ohio in 2007-08

