

## Regional Scan

There are (145143 job postings) between (Jan. 01, 2017 - Dec. 31, 2017) in your area for the selected criteria.

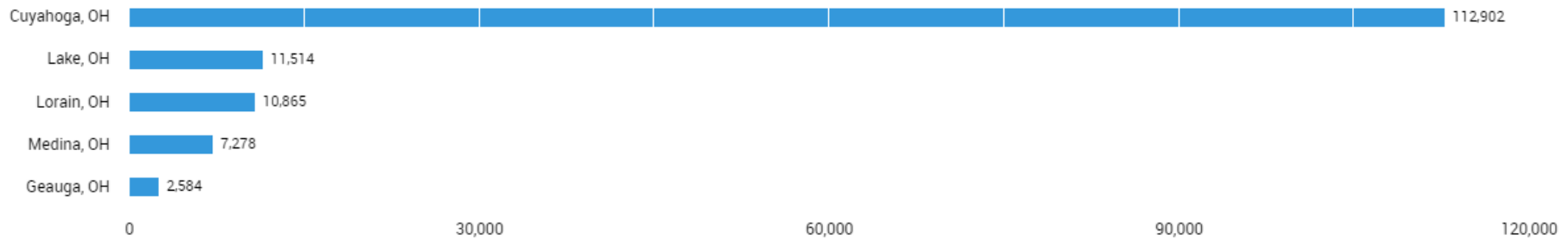
## Active Selections

Full year 2017 AND ( MSA : Cleveland-Elyria, OH (Metropolitan Statistical Area) )

## What is the demand in this location?

---

### The jobs are in the following locations



Unclassified postings: 0

## Regional Scan

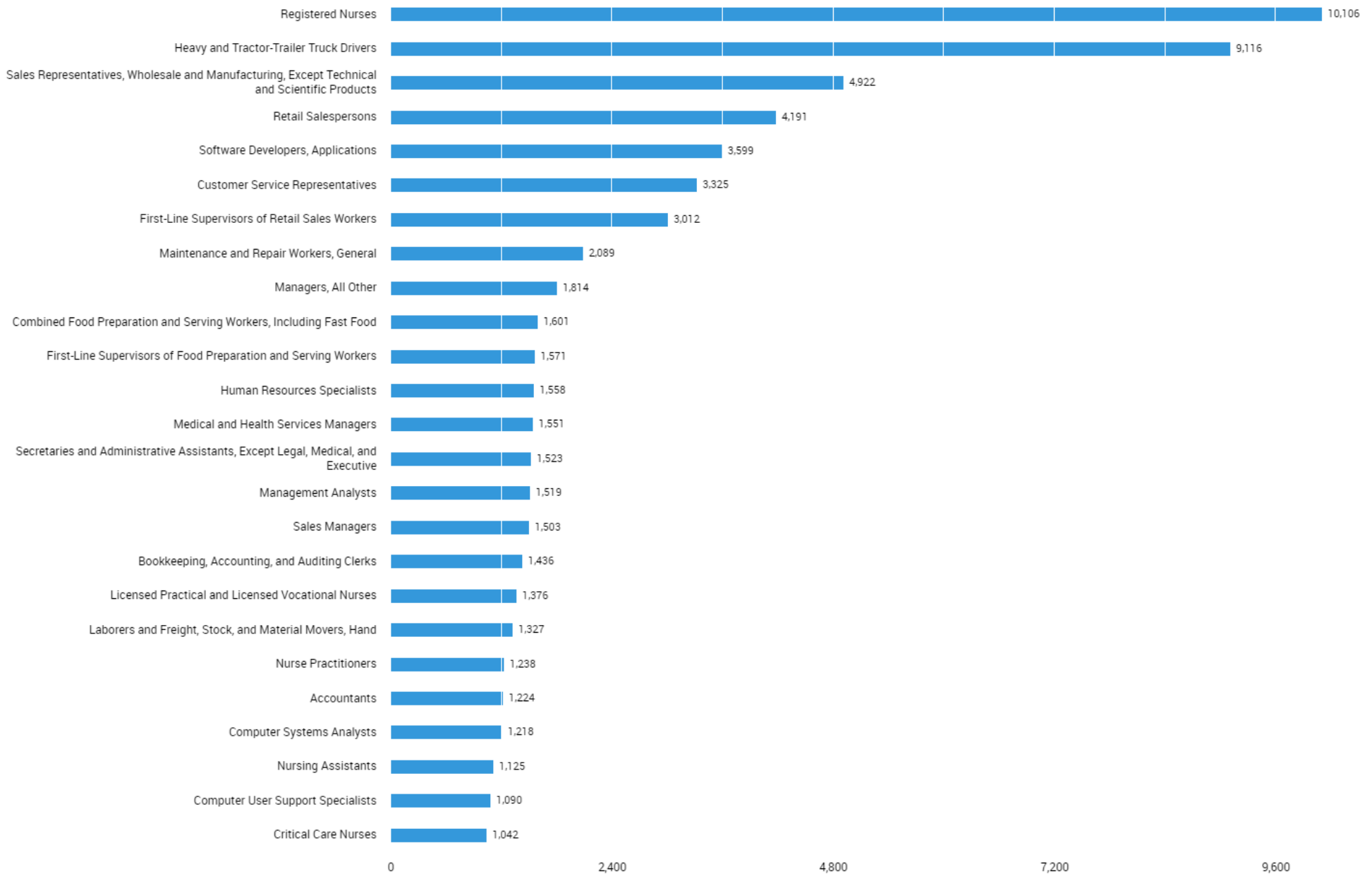
There are (145143 job postings) between (Jan. 01, 2017 - Dec. 31, 2017) in your area for the selected criteria.

## Active Selections

Full year 2017 AND ( MSA : Cleveland-Elyria, OH (Metropolitan Statistical Area) )

## What types of jobs are in demand?

### The jobs are categorized into the following occupations



Unclassified postings: 5,230

## Regional Scan

There are (145143 job postings) between (Jan. 01, 2017 - Dec. 31, 2017) in your area for the selected criteria.

### Active Selections

Full year 2017 AND ( MSA : Cleveland-Elyria, OH (Metropolitan Statistical Area) )

The jobs are categorized into the following job families

| Occupation Family  |             | Job Postings  |             |
|--|-------------|---|-------------|
| <b>Healthcare Practitioners and Technical</b>  |             | <b>22,953</b>   |             |
| Occupation (ONET-8)  | Job Posting | Occupation (ONET-8)   | Job Posting |
| Registered Nurses  | 10,106      | Physical Therapists   | 660         |
| Licensed Practical and Licensed Vocational Nurses  | 1,376       | Internists, General   | 650         |
| Nurse Practitioners  | 1,238       | Medical and Clinical Laboratory Technicians   | 650         |
| Critical Care Nurses   | 1,042       | Medical Records and Health Information Technicians                                    | 521         |
| Physicians and Surgeons, All Other   | 723         | Pharmacy Technicians  | 448         |
| <b>Sales and Related</b>   |             | <b>16,614</b>   |             |
| Occupation (ONET-8)  | Job Posting | Occupation (ONET-8)   | Job Posting |
| Sales Representatives, Wholesale and Manufacturing, Except Technical and Scientific Products | 4,922       | Insurance Sales Agents  | 637         |
| Retail Salespersons  | 4,191       | Sales Representatives, Wholesale and Manufacturing, Technical and Scientific Products | 531         |
| First-Line Supervisors of Retail Sales Workers   | 3,012       | Sales Representatives, Services, All Other  | 283         |
| Sales Agents, Financial Services   | 946         | First-Line Supervisors of Non-Retail Sales Workers                                    | 238         |
| Cashiers   | 713         | Sales and Related Workers, All Other  | 211         |
| <b>Office and Administrative Support</b>   |             | <b>14,798</b>   |             |
| Occupation (ONET-8)  | Job Posting | Occupation (ONET-8)   | Job Posting |
| Customer Service Representatives   | 3,325       | Receptionists and Information Clerks  | 564         |
| Secretaries and Administrative Assistants, Except Legal, Medical, and Executive              | 1,523       | Stock Clerks, Sales Floor   | 529         |
| Bookkeeping, Accounting, and Auditing Clerks   | 1,436       | Office Clerks, General  | 503         |
| First-Line Supervisors of Office and Administrative Support Workers                          | 909         | Data Entry Keyers   | 473         |
| Tellers  | 864         | Hotel, Motel, and Resort Desk Clerks  | 457         |

| Computer and Mathematical  |             | 13,328   |             |
|--|-------------|--|-------------|
| Occupation (ONET-8)  | Job Posting | Occupation (ONET-8)  | Job Posting |
| Software Developers, Applications                                  | 3,599       | Web Developers   | 765         |
| Computer Systems Analysts  | 1,218       | Database Administrators  | 675         |
| Computer User Support Specialists                                  | 1,090       | Business Intelligence Analysts   | 595         |
| Computer Systems Engineers/Architects                              | 868         | Network and Computer Systems Administrators                            | 590         |
| Information Technology Project Managers                            | 797         | Software Quality Assurance Engineers and Testers                       | 562         |
| Transportation and Material Moving                                 |             | 12,974   |             |
| Occupation (ONET-8)  | Job Posting | Occupation (ONET-8)  | Job Posting |
| Heavy and Tractor-Trailer Truck Drivers                            | 9,116       | Parking Lot Attendants   | 153         |
| Laborers and Freight, Stock, and Material Movers, Hand             | 1,327       | Packers and Packagers, Hand  | 117         |
| Driver/Sales Workers   | 725         | Industrial Truck and Tractor Operators                                 | 115         |
| Light Truck or Delivery Services Drivers                           | 619         | Taxi Drivers and Chauffeurs  | 68          |
| Automotive and Watercraft Service Attendants                       | 350         | First-Line Supervisors of Helpers, Laborers, and Material Movers, Hand | 60          |
| Management   |             | 12,393   |             |
| Occupation (ONET-8)  | Job Posting | Occupation (ONET-8)  | Job Posting |
| Managers, All Other  | 1,814       | Marketing Managers   | 813         |
| Medical and Health Services Managers                               | 1,551       | Food Service Managers  | 648         |
| Sales Managers   | 1,503       | Human Resources Managers   | 365         |
| Financial Managers, Branch or Department                           | 930         | Architectural and Engineering Managers                                 | 356         |
| General and Operations Managers                                    | 858         | Quality Control Systems Managers                                       | 298         |
| Business and Financial Operations                                  |             | 10,705   |             |
| Occupation (ONET-8)  | Job Posting | Occupation (ONET-8)  | Job Posting |
| Human Resources Specialists  | 1,558       | Loan Officers  | 723         |
| Management Analysts  | 1,519       | Personal Financial Advisors  | 460         |
| Accountants  | 1,224       | Auditors   | 444         |
| Financial Analysts   | 798         | Compensation, Benefits, and Job Analysis Specialists                   | 417         |
| Market Research Analysts and Marketing Specialists                 | 791         | Purchasing Agents, Except Wholesale, Retail, and Farm Products         | 365         |
| Food Preparation and Serving Related                               |             | 6,547  |             |
| Occupation (ONET-8)  | Job Posting | Occupation (ONET-8)  | Job Posting |
| Combined Food Preparation and Serving Workers, Including Fast Food | 1,601       | Chefs and Head Cooks   | 271         |
| First-Line Supervisors of Food Preparation and Serving Workers     | 1,571       | Hosts and Hostesses, Restaurant, Lounge, and Coffee Shop               | 243         |
| Cooks, Restaurant  | 886         | Bartenders   | 233         |
| Waiters and Waitresses   | 623         | Baristas   | 204         |
| Dishwashers  | 277         | Food Preparation Workers   | 194         |

| Production   |             | 4,981   |             |
|--|-------------|---|-------------|
| Occupation (ONET-8)  | Job Posting | Occupation (ONET-8)   | Job Posting |
| Production Workers, All Other                                  | 716         | Welders, Cutters, and Welder Fitters  | 225         |
| First-Line Supervisors of Production and Operating Workers     | 637         | Computer-Controlled Machine Tool Operators, Metal and Plastic                 | 190         |
| Machinists   | 441         | Bakers  | 181         |
| Inspectors, Testers, Sorters, Samplers, and Weighers           | 423         | Helpers--Production Workers   | 151         |
| Team Assemblers  | 291         | Electrical and Electronic Equipment Assemblers                                | 117         |
| Installation, Maintenance, and Repair                          |             | 4,276   |             |
| Occupation (ONET-8)  | Job Posting | Occupation (ONET-8)   | Job Posting |
| Maintenance and Repair Workers, General                        | 2,089       | Telecommunications Equipment Installers and Repairers, Except Line Installers | 174         |
| First-Line Supervisors of Mechanics, Installers, and Repairers | 491         | Industrial Machinery Mechanics  | 89          |
| Bus and Truck Mechanics and Diesel Engine Specialists          | 219         | Security and Fire Alarm Systems Installers                                    | 76          |
| Heating and Air Conditioning Mechanics and Installers          | 210         | Electrical Power-Line Installers and Repairers                                | 71          |
| Automotive Specialty Technicians                               | 177         | Automotive Master Mechanics   | 57          |
| Architecture and Engineering                                   |             | 3,598   |             |
| Occupation (ONET-8)  | Job Posting | Occupation (ONET-8)   | Job Posting |
| Mechanical Engineers   | 556         | Chemical Engineers  | 183         |
| Electrical Engineers   | 470         | Manufacturing Engineers   | 173         |
| Civil Engineers  | 296         | Manufacturing Production Technicians  | 168         |
| Engineers, All Other   | 288         | Electronics Engineering Technicians   | 147         |
| Industrial Engineers   | 214         | Architects, Except Landscape and Naval  | 122         |
| Healthcare Support   |             | 3,387   |             |
| Occupation (ONET-8)  | Job Posting | Occupation (ONET-8)   | Job Posting |
| Nursing Assistants   | 1,125       | Physical Therapist Assistants   | 154         |
| Medical Assistants   | 669         | Medical Transcriptionists   | 108         |
| Home Health Aides  | 534         | Medical Equipment Preparers   | 107         |
| Dental Assistants  | 203         | Occupational Therapy Assistants   | 106         |
| Phlebotomists  | 156         | Massage Therapists  | 55          |
| Arts, Design, Entertainment, Sports, and Media                 |             | 2,298   |             |
| Occupation (ONET-8)  | Job Posting | Occupation (ONET-8)   | Job Posting |
| Merchandise Displayers and Window Trimmers                     | 678         | Designers, All Other  | 124         |
| Public Relations Specialists                                   | 271         | Graphic Designers   | 117         |
| Commercial and Industrial Designers                            | 162         | Editors   | 100         |
| Interpreters and Translators                                   | 158         | Technical Writers   | 72          |
| Coaches and Scouts   | 152         | Reporters and Correspondents  | 57          |

| Education, Training, and Library   |                    | 2,224   |                    |
|--|--------------------|---|--------------------|
| <b>Occupation (ONET-8)</b>   | <b>Job Posting</b> | <b>Occupation (ONET-8)</b>  | <b>Job Posting</b> |
| Teachers and Instructors, All Other                                      | 309                | Teacher Assistants  | 125                |
| Secondary School Teachers, Except Special and Career/Technical Education | 275                | Elementary School Teachers, Except Special Education                            | 116                |
| Middle School Teachers, Except Special and Career/Technical Education    | 214                | Vocational Education Teachers, Postsecondary                                    | 106                |
| Preschool Teachers, Except Special Education                             | 179                | Special Education Teachers, Middle School                                       | 86                 |
| Postsecondary Teachers, All Other  | 138                | Tutors  | 83                 |
| Personal Care and Service  |                    | 1,828   |                    |
| <b>Occupation (ONET-8)</b>   | <b>Job Posting</b> | <b>Occupation (ONET-8)</b>  | <b>Job Posting</b> |
| Personal Care Aides  | 423                | Locker Room, Coatroom, and Dressing Room Attendants                             | 137                |
| Nonfarm Animal Caretakers  | 183                | Fitness Trainers and Aerobics Instructors                                       | 100                |
| Childcare Workers  | 180                | Residential Advisors  | 79                 |
| Recreation Workers   | 180                | Baggage Porters and Bellhops  | 72                 |
| Hairdressers, Hairstylists, and Cosmetologists                           | 150                | Concierges  | 62                 |
| Building and Grounds Cleaning and Maintenance                            |                    | 1,501   |                    |
| <b>Occupation (ONET-8)</b>   | <b>Job Posting</b> | <b>Occupation (ONET-8)</b>  | <b>Job Posting</b> |
| Janitors and Cleaners, Except Maids and Housekeeping Cleaners            | 572                | Pest Control Workers  | 45                 |
| Maids and Housekeeping Cleaners  | 544                | Pesticide Handlers, Sprayers, and Applicators, Vegetation                       | 19                 |
| First-Line Supervisors of Housekeeping and Janitorial Workers            | 176                | First-Line Supervisors of Landscaping, Lawn Service, and Groundskeeping Workers | 8                  |
| Landscaping and Groundskeeping Workers                                   | 133                | Tree Trimmers and Pruners   | 4                  |
| Community and Social Services  |                    | 1,370   |                    |
| <b>Occupation (ONET-8)</b>   | <b>Job Posting</b> | <b>Occupation (ONET-8)</b>  | <b>Job Posting</b> |
| Educational, Guidance, School, and Vocational Counselors                 | 239                | Social and Human Service Assistants   | 89                 |
| Mental Health Counselors   | 210                | Substance Abuse and Behavioral Disorder Counselors                              | 71                 |
| Social Workers, All Other  | 203                | Child, Family, and School Social Workers  | 63                 |
| Health Educators   | 153                | Clergy  | 55                 |
| Healthcare Social Workers  | 89                 | Marriage and Family Therapists  | 52                 |

| Life, Physical, and Social Science          |                    | 1,162   |                    |
|---|--------------------|---|--------------------|
| <b>Occupation (ONET-8)</b>                  | <b>Job Posting</b> | <b>Occupation (ONET-8)</b>  | <b>Job Posting</b> |
| Quality Control Analysts                    | 211                | Counseling Psychologists  | 56                 |
| Chemists                                    | 167                | Clinical Psychologists  | 32                 |
| City and Regional Planning Aides            | 145                | Environmental Science and Protection Technicians, Including Health        | 24                 |
| Medical Scientists, Except Epidemiologists  | 125                | Microbiologists   | 24                 |
| School Psychologists                        | 66                 | Biological Technicians  | 23                 |
| Protective Service                          |                    | 1,139   |                    |
| <b>Occupation (ONET-8)</b>                  | <b>Job Posting</b> | <b>Occupation (ONET-8)</b>  | <b>Job Posting</b> |
| Security Guards                             | 518                | Lifeguards, Ski Patrol, and Other Recreational Protective Service Workers | 33                 |
| Retail Loss Prevention Specialists          | 267                | Intelligence Analysts   | 19                 |
| Police Patrol Officers                      | 71                 | Municipal Firefighters  | 16                 |
| Private Detectives and Investigators        | 61                 | Immigration and Customs Inspectors  | 13                 |
| Fire Inspectors                             | 53                 | Correctional Officers and Jailers   | 11                 |
| Construction and Extraction                 |                    | 957   |                    |
| <b>Occupation (ONET-8)</b>                  | <b>Job Posting</b> | <b>Occupation (ONET-8)</b>  | <b>Job Posting</b> |
| Electricians                                | 233                | First-Line Supervisors of Construction Trades and Extraction Workers      | 54                 |
| Construction Laborers                       | 180                | Rough Carpenters  | 45                 |
| Plumbers                                    | 82                 | Operating Engineers and Other Construction Equipment Operators            | 40                 |
| Construction and Building Inspectors        | 61                 | Painters, Construction and Maintenance                                    | 38                 |
| Pipe Fitters and Steamfitters               | 55                 | Roofers   | 37                 |
| Legal                                       |                    | 784   |                    |
| <b>Occupation (ONET-8)</b>                  | <b>Job Posting</b> | <b>Occupation (ONET-8)</b>  | <b>Job Posting</b> |
| Paralegals and Legal Assistants             | 381                | Judicial Law Clerks   | 6                  |
| Lawyers                                     | 318                | Administrative Law Judges, Adjudicators, and Hearing Officers             | 3                  |
| Legal Support Workers, All Other            | 43                 | Judges, Magistrate Judges, and Magistrates                                | 2                  |
| Title Examiners, Abstractors, and Searchers | 22                 | Court Reporters   | 1                  |
| Arbitrators, Mediators, and Conciliators    | 8                  |   |                    |

| <b>Farming, Fishing, and Forestry</b>                                 |                    | <b>56</b>  |                    |
|---|--------------------|--|--------------------|
| <b>Occupation (ONET-8)</b>  | <b>Job Posting</b> | <b>Occupation (ONET-8)</b>                         | <b>Job Posting</b> |
| Farmworkers and Laborers, Crop  | 11                 | Agricultural Workers, All Other                    | 4                  |
| Fallers   | 9                  | Animal Breeders                                    | 4                  |
| Logging Workers, All Other  | 8                  | Farmworkers, Farm, Ranch, and Aquacultural Animals | 3                  |
| First-Line Supervisors of Animal Husbandry and Animal Care Workers    | 7                  | Fishers and Related Fishing Workers                | 1                  |
| First-Line Supervisors of Agricultural Crop and Horticultural Workers | 5                  | Forest and Conservation Workers                    | 1                  |
| <b>Military Specific</b>  |                    | <b>40</b>  |                    |
| <b>Occupation (ONET-8)</b>  | <b>Job Posting</b> | <b>Occupation (ONET-8)</b>                         | <b>Job Posting</b> |
| Military Officer Special and Tactical Operations Leaders, All Other   | 25                 | Infantry Officers                                  | 3                  |
| Radar and Sonar Technicians   | 7                  | Air Crew Members                                   | 2                  |
| Infantry  | 3                  |  |                    |

Unclassified postings: 5,230



## Regional Scan

There are (145143 job postings) between (Jan. 01, 2017 - Dec. 31, 2017) in your area for the selected criteria.

### Active Selections

Full year 2017 AND ( MSA : Cleveland-Elyria, OH (Metropolitan Statistical Area) )

### The jobs which typically require more than a Bachelor's Degree

Note: BLS data is only available for state, MSA, and nationwide selections. Based on your location selections the result is MSA data.

| Category:         |  | Demand and Employment  |                    |                      |                                   |  | Salary                 |               |
|-------------------|--|------------------------|--------------------|----------------------|-----------------------------------|--|------------------------|---------------|
| Source:           |  | Burning Glass          |                    | BLS/OES, 2016        | BGT Projections                   |  | Burning Glass          | BLS/OES, 2016 |
| SOC Code (ONET-6) | Occupation Title   | Number of Job Postings | Risk of Automation | Number Employed 2016 | % Change in Employment, 2015-2016 | Projected National Change in Employment, 2016-2026 | Mean Advertised Salary | Mean Salary   |
| 29-1141           | Registered Nurses  | 11,175                 | Low Risk           | 29,390               | 1%                                | 13.7%  | \$72,783               | \$67,340      |
| 41-4012           | Sales Representatives, Wholesale and Manufacturing, Except Technical and Scientific Products | 4,922                  | Medium Risk        | 10,920               | 12%                               | 4.1%   | \$66,700               | \$70,140      |
| 15-1132           | Software Developers, Applications  | 3,599                  | Low Risk           | 7,180                | 8%                                | 18.1%  | \$94,649               | \$83,660      |
| 15-1199           | Computer Occupations, All Other  | 3,582                  | Low Risk           | 1,140                | -14%                              | 0.9%   | \$86,027               | \$73,690      |
| 41-1011           | First-Line Supervisors of Retail Sales Workers   | 3,012                  | Low Risk           | 7,660                | -3%                               | 0.8%   | \$62,188               | \$40,880      |
| 11-9199           | Managers, All Other  | 2,096                  | Low Risk           | 2,200                | 6%                                | 4%   | \$78,468               | \$107,430     |
| 13-2011           | Accountants and Auditors   | 1,668                  | High Risk          | 9,520                | 4%                                | 8.1%   | \$61,836               | \$73,110      |
| 35-1012           | First-Line Supervisors of Food Preparation and Serving Workers                               | 1,571                  | Medium Risk        | 5,630                | 0%                                | 9%   | \$56,700               | \$32,520      |
| 13-1071           | Human Resources Specialists  | 1,558                  | Low Risk           | 3,750                | 9%                                | 3.5%   | \$54,753               | \$60,640      |
| 11-9111           | Medical and Health Services Managers   | 1,551                  | Low Risk           | 3,140                | 0%                                | 17.4%  | \$72,698               | \$101,440     |

Unclassified postings: 5,230

## Regional Scan

There are (145143 job postings) between (Jan. 01, 2017 - Dec. 31, 2017) in your area for the selected criteria.

### Active Selections

Full year 2017 AND ( MSA : Cleveland-Elyria, OH (Metropolitan Statistical Area) )

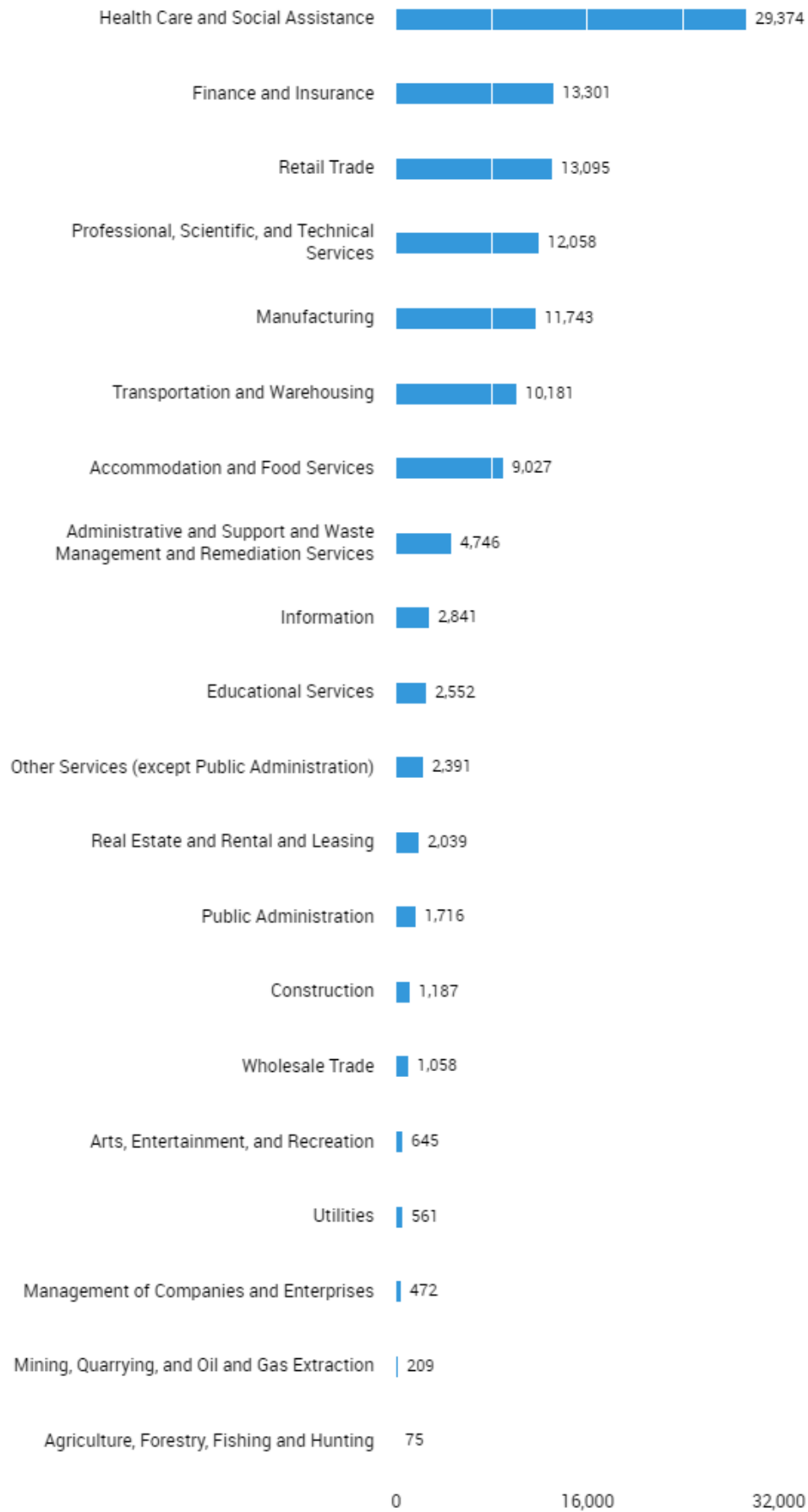
### Who is hiring and in what industries?

#### The jobs are categorized into the following industries

Jan. 01, 2017 - Dec. 31, 2017

There are 145,143 postings available with the current filters applied.

There are 25,872 unspecified or unclassified postings.



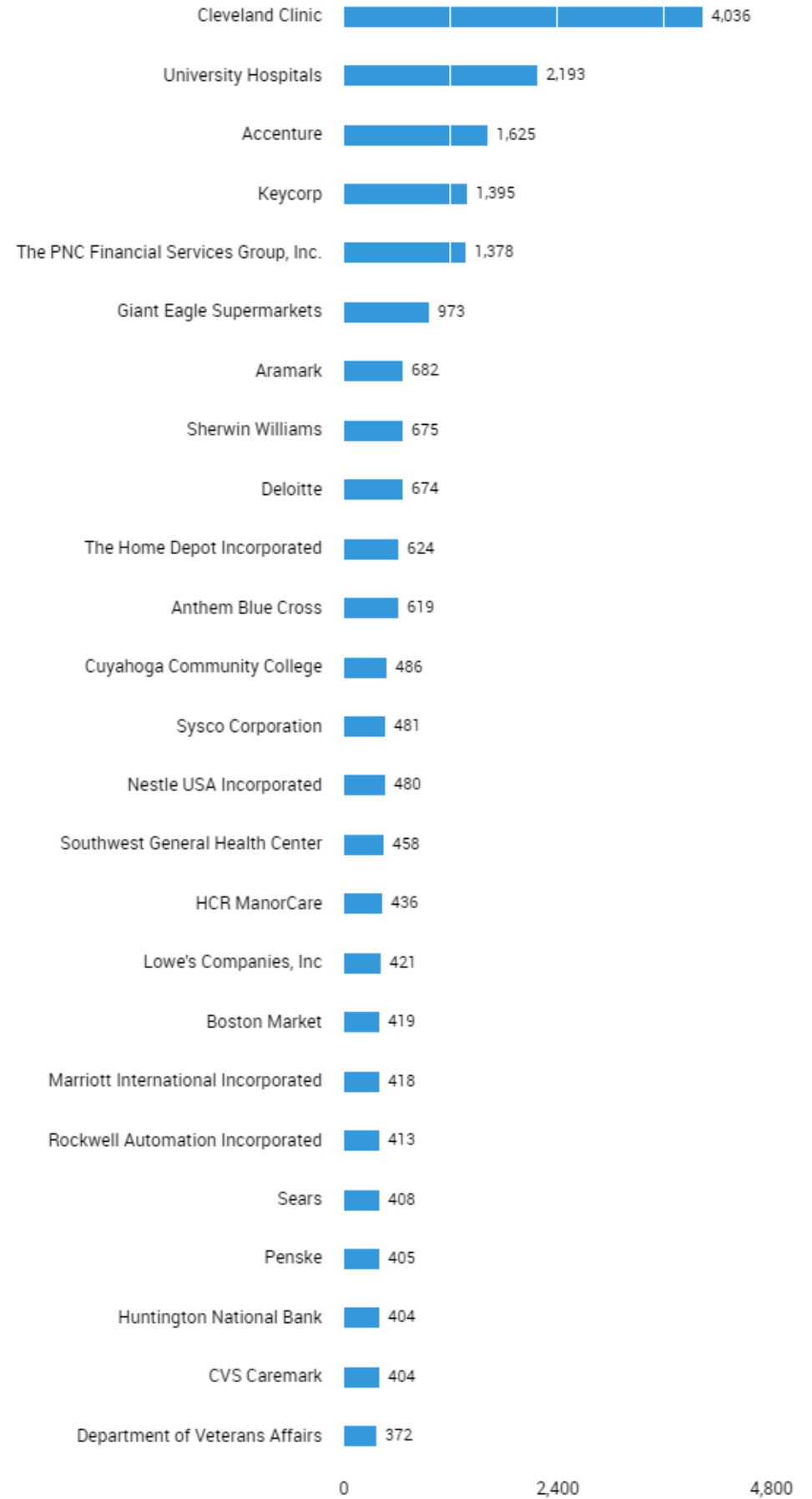
Unclassified postings: 25,872

#### The following employers are hiring for the jobs

Jan. 01, 2017 - Dec. 31, 2017

There are 145,143 postings available with the current filters applied.

There are 50,632 unspecified or unclassified postings.



Unclassified postings: 50,632

## Regional Scan

There are (145143 job postings) between (Jan. 01, 2017 - Dec. 31, 2017) in your area for the selected criteria.

### Active Selections

Full year 2017 AND ( MSA : Cleveland-Elyria, OH (Metropolitan Statistical Area) )

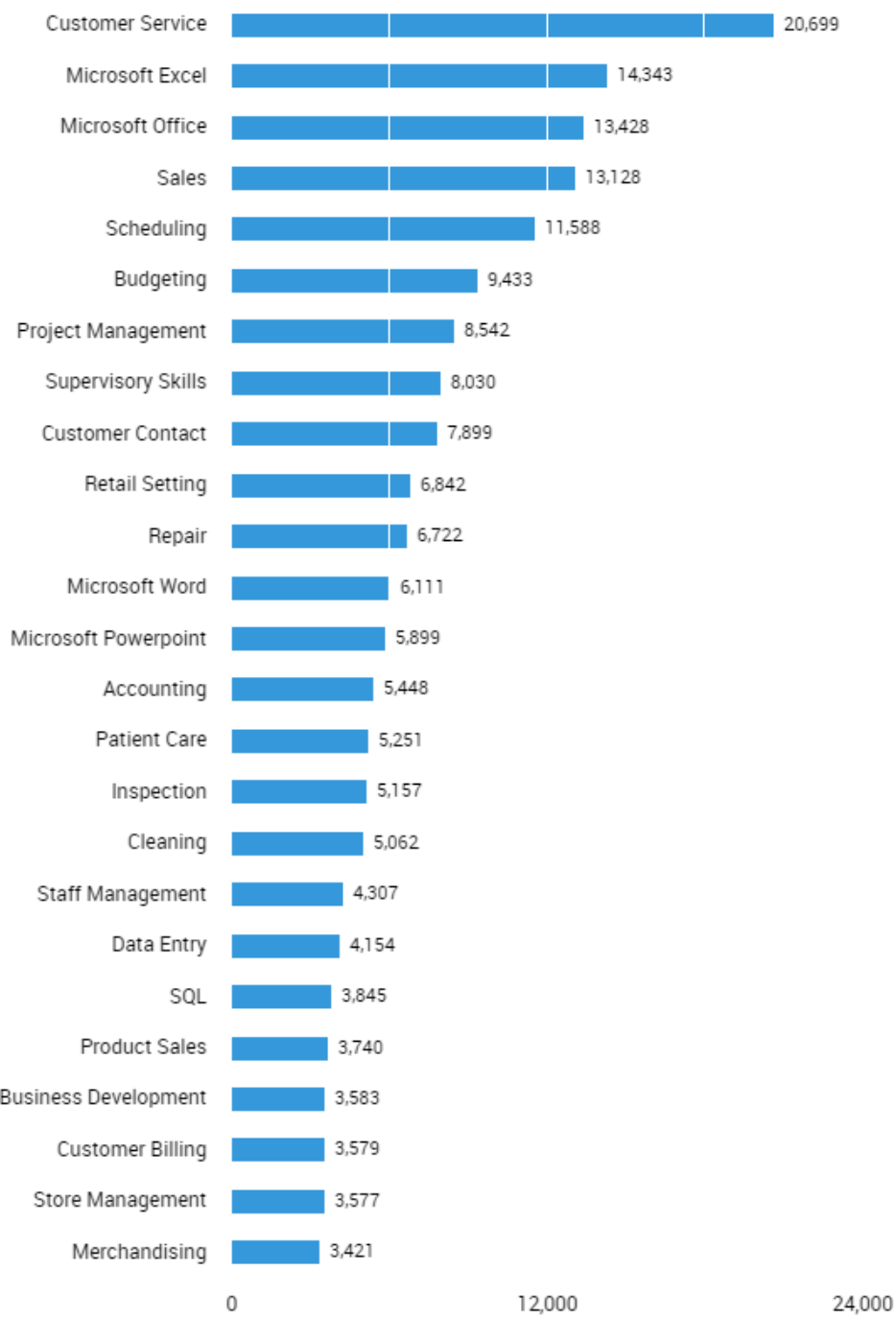
### What are the most common qualifications for these jobs?

#### The following skills are most requested (Specialized Skills)

Jan. 01, 2017 - Dec. 31, 2017

There are 145,143 postings available with the current filters applied.

There are 42,835 unspecified or unclassified postings.



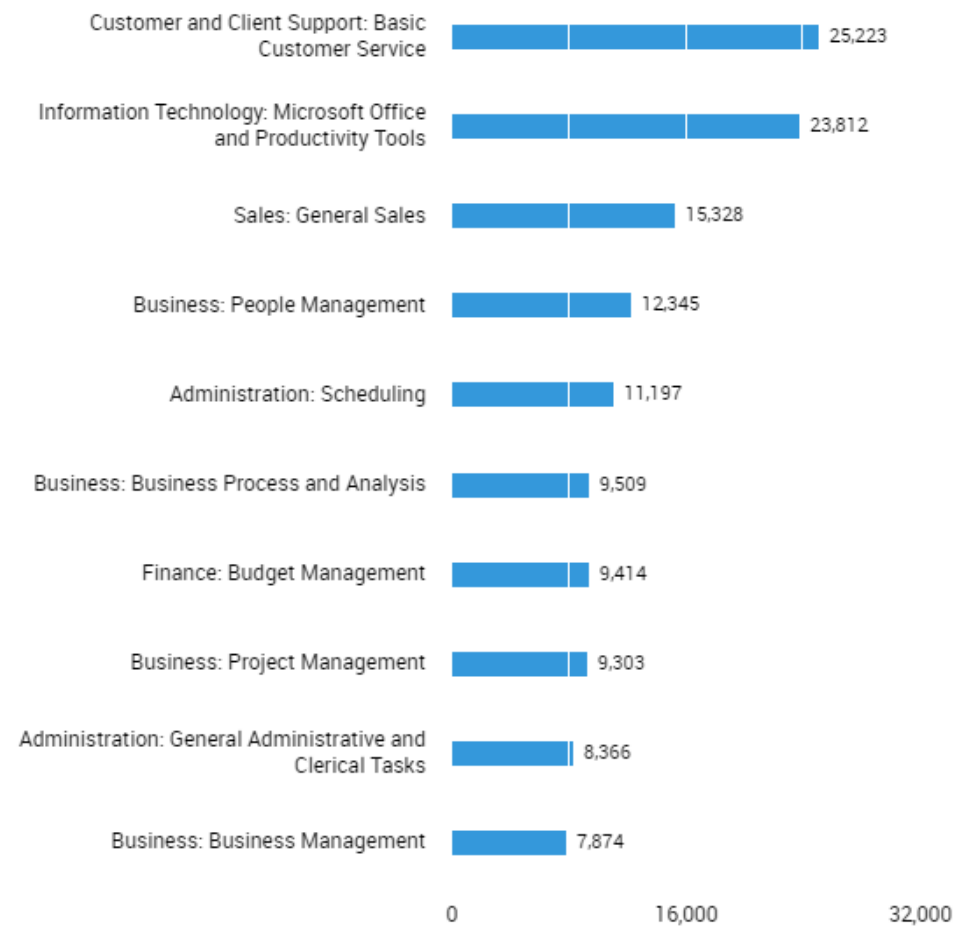
Unclassified postings: 42,835

#### The following skill clusters are most requested

Jan. 01, 2017 - Dec. 31, 2017

There are 145,143 postings available with the current filters applied.

There are 59,719 unspecified or unclassified postings.



Unclassified postings: 59,719

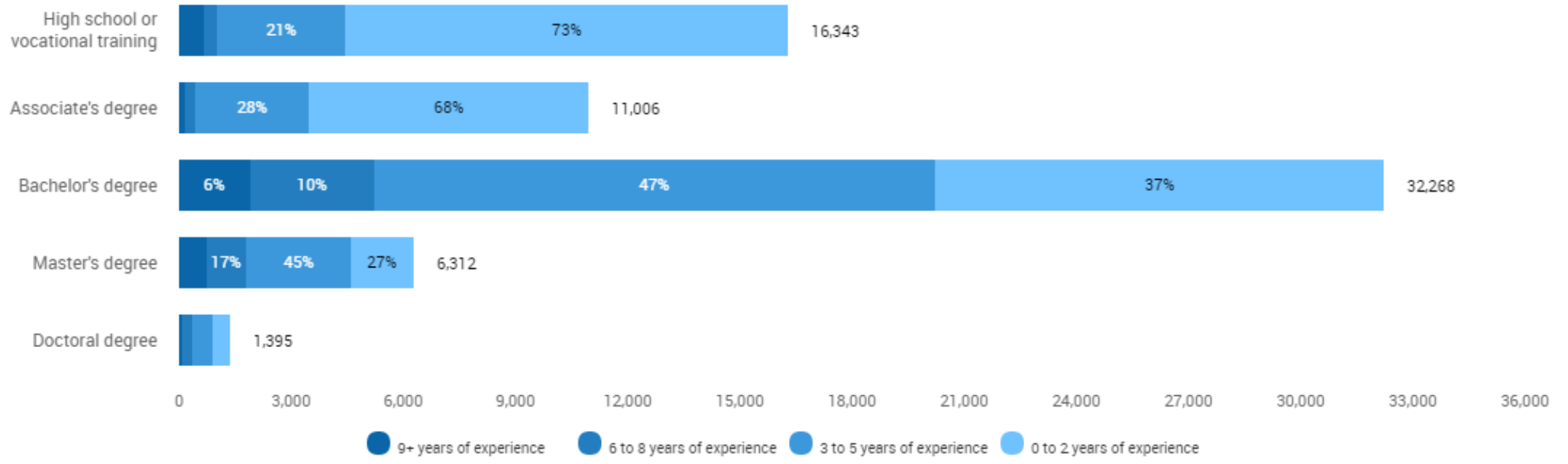
## Regional Scan

There are (145143 job postings) between (Jan. 01, 2017 - Dec. 31, 2017) in your area for the selected criteria.

## Active Selections

Full year 2017 AND ( MSA : Cleveland-Elyria, OH (Metropolitan Statistical Area) )

### The following levels of education and levels of experience are requested



Unclassified postings: 91,570